

1 General information

This user manual contains important information on the safe operation of the device.

Read and follow all safety notes and all instructions. Save this manual for future reference.





Make sure that it is available to all persons using this device. If you sell the device to another user, be sure that they also receive this manual.

Our products and user manuals are subject to a process of continuous development. We therefore reserve the right to make changes without notice. Please refer to the latest version of the user manual which is ready for download under www.friggeri.com

1.2 Symbols and signal words

In this section you will find an overview of the meaning of symbols and signal words that are used in this manual.

| Signal word | Meaning |
|-----------------|--|
| DANGER! | This combination of symbol and signal word indicates an immediate dangerous situation that will result in death or serious injury if it is not avoided. |
| WARNING! | This combination of symbol and signal word indicates a possible dangerous situation that can result in death or serious injury if it is not avoided. |
| NOTICE! | This combination of symbol and signal word indicates a possible dangerous situation that can result in material and environmental damage if it is not avoided. |

| Warning signs | Type of danger |
|---|--|
|  | Warning – high-voltage. |
|  | Warning – dangerous optical radiation. |
|  | Warning – suspended load. |
|  | Warning – danger zone. |

2 Safety instructions

Intended use

This device is intended for use as an electronic lighting effect by means of LED technology.

The device is designed for professional use and is not suitable for use in households.

Use the device only as described in this user manual.

Any other use or use under other operating conditions is considered to be improper and may result in personal injury or property damage.







No liability will be assumed for damages resulting from improper use.

This device may be used only by persons with sufficient physical, sensorial, and intellectual abilities and having corresponding knowledge and experience.

Other persons may use this device only if they are supervised or instructed by a person who is responsible for their safety.

Extend the life of the device by regular breaks in operation and avoid switching it on and off frequently. This device is not suitable for continuous use.

Safety

| | |
|---|---|
|  | <p>DANGER! Danger for children</p> <p>Ensure that plastic bags, packaging, etc. are disposed of properly and are not within reach of babies and young children. Choking hazard!</p> <p>Ensure that children do not detach any small parts (e.g. knobs or the like) from the unit. They could swallow the pieces and choke!</p> <p>Never let children unattended use electrical devices.</p> |
|  | <p>DANGER! Electric shock caused by high voltages inside</p> <p>Within the device there are areas where high voltages may be present.</p> <p>Never remove any covers. There are no user-serviceable parts inside.</p> <p>Do not use the device if covers, protectors or optical components are missing or damaged.</p> |
|  | <p>DANGER! Electric shock caused by short-circuit</p> <p>Do not modify the mains cable or the plug. Failure to do so could result in electric shock/death or fire. If in doubt, seek advice from a registered electrician.</p> |
|  | <p>WARNING! Eye damage caused by high light intensity</p> <p>Never look directly into the light source.</p> |
|  | <p>NOTICE! Risk of fire</p> <p>Do not block areas of ventilation. Do not install the device near any direct heat source. Keep the device away from naked flames.</p> |
|  | <p>NOTICE! Voltage supply</p> <p>Connect the device directly to the power grid. It must not be connected to a dimmer.</p> <p>Before connecting the device, you have to ensure that the rated voltage indicated on the device matches the voltage of the power grid available in the operating place. You must also take care that the power grid is protected by a residual current circuit breaker. Failure to do so can result in damage to the device and injury to the user.</p> <p>In case a thunderstorm is coming up or you're not going to use the device for a longer period of time, disconnect it from the power grid to reduce the risk of electric shock and fire.</p> |

3 Features

The LED floodlight is specially suited for professional lighting tasks.

The high-quality reflector provides an even illumination and maximum luminous efficiency.

The device is characterized by:

- Robust housing
- High luminous power at low power consumption
- Suitable for outdoor application due to degree of protection IP65

For technological reasons, the light output of LEDs decreases over their lifetime.

This effect increases with higher operating temperature.

You can extend the service life of the illuminants by providing adequate ventilation and operating the LEDs with the lowest possible brightness.

Information about protection class IP65

(first code number). They are also protected against splash water from any angle (second code digit). That is why this equipment can also be used outdoors. Event technology equipment is generally only designed for temporary use however (event lighting) and not for permanent use outdoors.




The specified protection class does not make a statement about the weather resistance of the equipment (resistance to changing ambient conditions as well as against the effects of sunlight and UV rays).

The seals and screw connections of the equipment must be checked regularly to ensure a fault-free operation.

In cases of doubt, consult a specialist workshop in due time.

4 Installation and starting up


Unpack and check carefully there is no transportation damage before using the unit. Keep the equipment packaging. To fully protect the product against vibration, dust and moisture during transportation or storage use the original packaging or your own packaging material suitable for transport or storage, respectively.

| | |
|---|--|
|  | <p>WARNING! Risk of injury caused by falling objects</p> <p>Make sure that the installation complies with the standards and rules that apply in your country. Always secure the device with a secondary safety attachment, such as a safety cable or a safety chain.</p> |
|  | <p>NOTICE! Risk of overheating</p> <p>Always ensure sufficient ventilation. The ambient temperature must not exceed the limits stated in the chapter Technical Specifications of the User Manual.</p> |
|  | <p>NOTICE! Use of stands</p> <p>When mounting the device onto a stand, ensure that the stand is in a safe and stable position and that the weight of the device does not exceed the maximum permissible load capacity of the stand.</p> |

Mounting options

You can install the unit in hanging or standing position.
When in use, the device must always be attached to a solid surface or an approved support.
Use the openings of the bracket provided for mounting.

Always work from a stable platform whenever installing, moving or servicing the unit.
In doing so, the area underneath the unit must be cordoned off.
The safety cable must be attached to the bracket.

| | |
|---|---|
|  | <i>Please note that this device must not be connected to a dimmer</i> |
|---|---|

Create all connections while the device is off. Use the shortest possible high-quality cables for all connections. Take care when running the cables to prevent tripping hazards.

6 Cleaning


Optical lenses

Clean the optical lenses, that are accessible from the outside, regularly in order to optimize the light output.
The frequency of cleaning depends on the operating environment: wet, smoky or particularly dirty surroundings can cause more accumulation of dirt on the optics of the device.


- Clean with a soft cloth using our lamp and lens cleaner.
- Always dry the parts carefully.

7 Protecting the environment

Disposal of the packaging material

| | |
|---|---|
|  | <p>For the transport and protective packaging, environmentally friendly materials have been chosen that can be supplied to normal recycling.</p> <p>Ensure that plastic bags, packaging, etc. are properly disposed of.</p> <p>Do not just dispose of these materials with your normal household waste, but make sure that they are collected for recycling. Please follow the notes and markings on the packaging.</p> |
|---|---|

Disposal of your old device

| | |
|---|--|
|  | <p>This product is subject to the European Waste Electrical and Electronic Equipment Directive (WEEE) in its currently valid version. Do not dispose with your normal household waste.</p> <p>Dispose of this device through an approved waste disposal firm or through your local waste facility.</p> <p>When discarding the device, comply with the rules and regulations that apply in your country. If in doubt, consult your local waste disposal facility.</p> |
|---|--|